

# Learning essentials: Canvas integration

A guide for staff on integrating Learning essentials into canvas courses.

## Learning essentials: online study skills support

### About Learning essentials

Learning essentials contains a range of online study support resources to help students with their academic development. It covers a range of topics, such as learning at university, note-taking, reading effectively, writing effectively, and test and exam prep. The resource links to Libraries and Learning Services Academic Skills workshop series and to the Ask Us service.

### Accessing Learning essentials

Learning essentials can be accessed from:

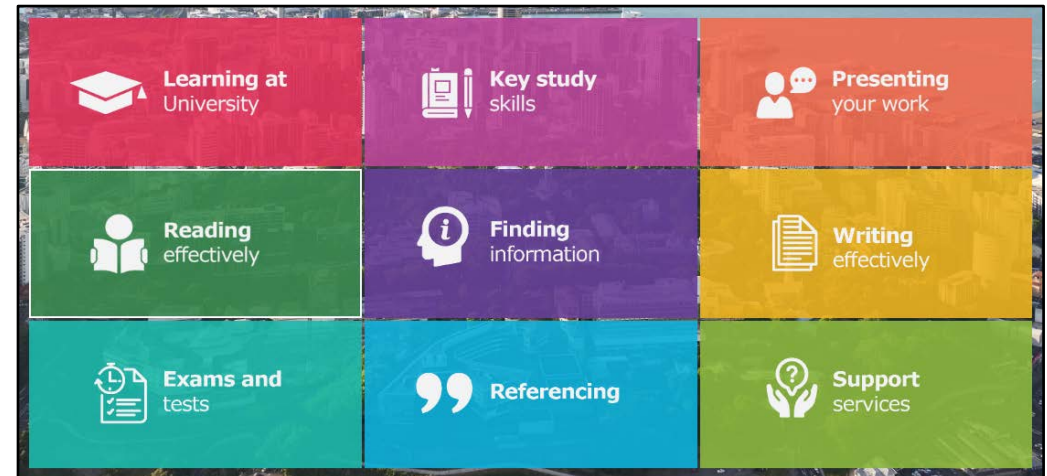
- University of Auckland website under the Students' menu
- Libraries and Learning Services website under the Study menu
- From the Canvas help menu

### When to use Learning essentials

Learning essentials is a useful resource to direct students to introductory academic and study skills resources. It will provide students with a topic overview, techniques and strategies for use in their studies, and links to further resources and services if required – this includes academic skills workshops and information on contacting a Learning Adviser.

### Linking to Learning essentials in Canvas courses

Link to specific resources within Learning essentials in relevant weeks during the semester. Utilise Canvas modules to do this.



Topic	Includes	Suggested Week
Learning at University	What to expect; Habits of mind; Working in groups; Understanding marking rubrics; Understanding assessment tasks; Lectures and tutorials; Device use at the University; Campus maps <a href="https://learningessentials.auckland.ac.nz/learning-at-university/">https://learningessentials.auckland.ac.nz/learning-at-university/</a>	Week 0 for stage 1 papers
Key study skills	Analysing questions; Critical thinking; Time management; Note taking <a href="https://learningessentials.auckland.ac.nz/key-study-skills/">https://learningessentials.auckland.ac.nz/key-study-skills/</a>	Week 1 – time management and note taking Week 2 – critical thinking and analysing questions
Presenting your work	Practising your presentation; Developing oral presentations; Delivering a great presentation <a href="https://learningessentials.auckland.ac.nz/presenting-your-work/">https://learningessentials.auckland.ac.nz/presenting-your-work/</a>	Week 4 or 5 if assessment includes presentations
Reading effectively	Reading at University; Quick reading; In-depth reading <a href="https://learningessentials.auckland.ac.nz/reading-effectively/">https://learningessentials.auckland.ac.nz/reading-effectively/</a>	Week 3
Finding information	Finding information by type; Finding information by subject; Evaluating sources <a href="https://learningessentials.auckland.ac.nz/finding-information/">https://learningessentials.auckland.ac.nz/finding-information/</a>	Week 3
Writing effectively	Writing at University; Planning your assignments; Writing a paragraph; Integrating sources by paraphrasing and summarising; Assignment types; Editing and proofing your work <a href="https://learningessentials.auckland.ac.nz/writing-effectively/">https://learningessentials.auckland.ac.nz/writing-effectively/</a>	Week 4
Exams and tests	Preparing for exams and tests; On exam day; Exam questions <a href="https://learningessentials.auckland.ac.nz/exams-and-tests/">https://learningessentials.auckland.ac.nz/exams-and-tests/</a>	Week 10 or 11 – preparing for exams and tests Week 12 – on exam day
Referencing	Introduction to referencing; What to reference; How to reference; Referencing styles; Reference management tools; QuickCite <a href="https://learningessentials.auckland.ac.nz/referencing/">https://learningessentials.auckland.ac.nz/referencing/</a>	Week 4

Topic	Includes	Suggested Week
Support services	Māori students; Pacific students; Students with disabilities; International students; Rainbow students; Student Health and Counselling Service <a href="https://learningessentials.auckland.ac.nz/support-services/">https://learningessentials.auckland.ac.nz/support-services/</a>	Week 1

## Link directly to recorded workshops

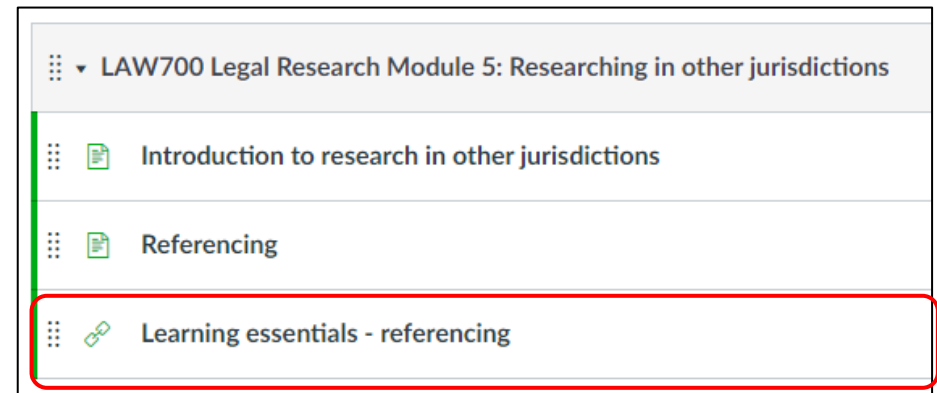
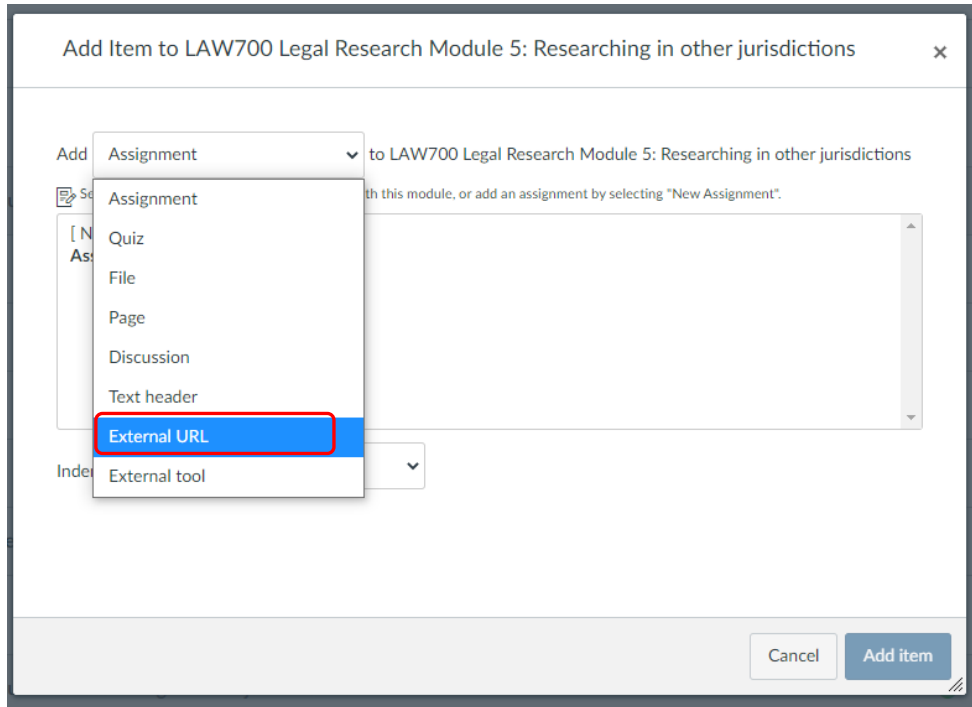
Workshop	Link	Suggested Week
Time Management	<a href="https://youtu.be/pNE_ziWMTHs">https://youtu.be/pNE_ziWMTHs</a>	Week 1
Critical Thinking	Part 1: <a href="https://youtu.be/a62aj-tAEzg">https://youtu.be/a62aj-tAEzg</a> Part 2: <a href="https://youtu.be/msupdKxYwlg">https://youtu.be/msupdKxYwlg</a>	Week 2
Reading effectively	<a href="https://youtu.be/dqMxEPscN80">https://youtu.be/dqMxEPscN80</a>	Week 3
Finding information – the basics	<a href="https://youtu.be/0fr0KcZVEGo">https://youtu.be/0fr0KcZVEGo</a>	Week 3
Essay writing	<a href="https://youtu.be/7o-L2PKGk0c">https://youtu.be/7o-L2PKGk0c</a>	Week 4
Editing and proofreading	<a href="https://www.coursebuilder.cad.auckland.ac.nz/flexicourses/5586/publish/1/5.html">https://www.coursebuilder.cad.auckland.ac.nz/flexicourses/5586/publish/1/5.html</a>	Week 5
Paraphrasing and quoting	<a href="https://youtu.be/KtpQCYmiFzA">https://youtu.be/KtpQCYmiFzA</a>	Week 5
Referencing & avoiding plagiarism	<a href="https://youtu.be/mRbOtpCFwo">https://youtu.be/mRbOtpCFwo</a>	Week 5
Exam Success	<a href="https://youtu.be/PO4puazK5wk">https://youtu.be/PO4puazK5wk</a>	Week 11 or 12

Sending regular announcements in Canvas can be a useful way to remind students about this content – these can be scheduled to go out each week to highlight specific information that assists students with current course related tasks.

If you have any questions regarding Learning essentials and embedding it in your Canvas course please contact Nicky Rawnsley ([n.rawnsley@auckland.ac.nz](mailto:n.rawnsley@auckland.ac.nz)).

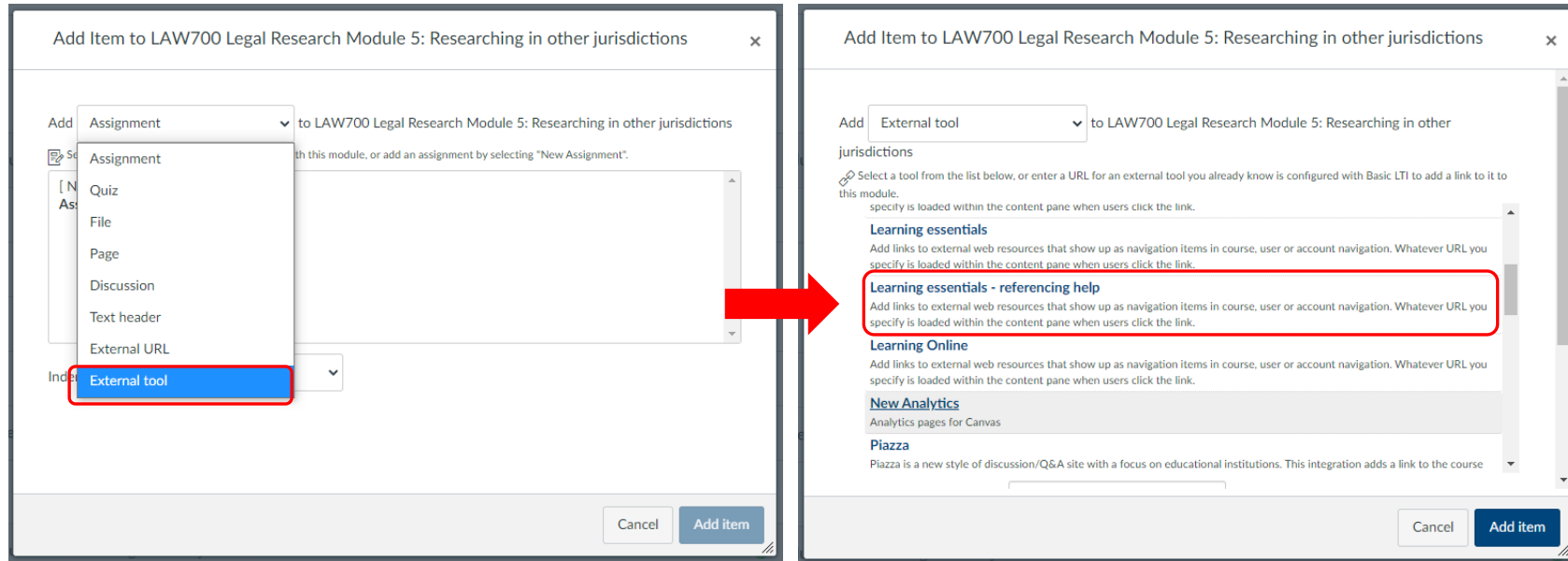
## Ways to link Learning essentials in a Canvas course

1. Add as a link within a module



2. Add as a link within a module using the redirect app:

- Add the relevant page using the Redirect App as detailed above, then add to the Module



3. Add as a link on an existing page:
- Add the URL to an existing page using the insert link option

The image shows a document editor interface. On the left, a document contains a list of legal guides. The text 'Learning Essentials - referencing help' is highlighted with a red box. A red arrow points from this box to the 'Insert link' dialog box on the right. The dialog box has a 'Text' field containing 'Learning Essentials - referencing help' and a 'Link' field containing 'https://learningessentials.auckland.ac.nz/referencing/'. The 'Done' button is highlighted in blue.

4. Provide a separate module for academic skills support and schedule announcements to alert students. A pre-made standard module is available to import to your canvas course – contact Nicky Rawnsley ([n.rawnsley@auckland.ac.nz](mailto:n.rawnsley@auckland.ac.nz)).

The image shows a Canvas course page. Under the heading 'Academic skills module', there is a list of modules. Each module has a green checkmark and a plus sign icon. The modules are:

- Week 0 - Transitioning from school to university
- Week 1 - Key study skills & course reading lists
- Week 2 - Working on your assignments
- Week 3 - Reading, writing & referencing
- Week 4 - Editing, proofing & presenting your work
- Week 5 - Tests & exams